

Registering Youth Players Online with TSA

Purpose: This provides the steps necessary to register online and pay for players with the Texoma Soccer Association through the GotSoccer registration system.

Oklahoma and Nonresident Players - Texoma Soccer only registers players residing in Texas and within its home area. All nonresident players wanting to play with Texoma Soccer must acquire a Player Release from their home association.

NOTE: Online registration requires users to provide an email address for password recovery and retrieval of account details. In-person registration will be available for users with no email. See the TSA Calendar for times and locations.

- NO FEAR → GotSoccer allows you to opt out of any email solicitations.

\$70 – Registration

WARNING - Returning Players

**If you registered with Texoma Soccer any time since the Fall 2009 season:
- you already have a GotSoccer account, even if you registered in-person.
Generating a duplicate account will result in your son/daughter being placed
back in the draft and NOT returning to their previous team.**

- **Do NOT create a new account if you had one in the past.**
 - There are username and password recovery options.
- **If your player does not show up under your account and they played any time since 2009, please contact us at tsa@TexomaSoccer.org or 903-868-9303 to correct the problem.**
 - **Do NOT create a new PLAYER account.**

Table of Contents

I.	Logging Into Your Account.....	3
A.	Family Accounts.....	3
	EXISTING FAMILY ACCOUNTS.....	3
	NEW FAMILY ACCOUNTS.....	4
B.	Individual Player Accounts.....	7
	EXISTING PLAYER ACCOUNTS.....	7
	NEW PLAYER ACCOUNTS.....	7
II.	Registering Players – Once logged into GotSoccer.....	8
A.	Player Information.....	8
B.	Parent Information.....	9
C.	Account Details.....	9
D.	Special Requests.....	10
III.	Account Status and Updates.....	11
A.	Password Recovery.....	11
B.	Username or Password Reset.....	11
C.	Player Status.....	11
IV.	IMPORTANT DATES & INFORMATION.....	13
V.	Links and References.....	14
A.	Websites.....	14
B.	Manuals.....	14

I. Logging In to Your Account

A. Family Accounts

If you have more than one player to register with Texoma Soccer a Family account is the way to go. It allows you to manage multiple players with a single username and password.

Family accounts exist based on last name and registered phone number.

NOTE: Although Family Accounts allow you to register multiple players, individual accounts are automatically generated for each player and already exist for returning players. You can register each player individually. There is no cost impact.

EXISTING FAMILY ACCOUNTS

1. **Do NOT create a new account!!!**
 - a. If you registered multiple players with TSA within the last year you already have a FAMILY Account in the GotSoccer system.
 - b. You should have received an email from GotSoccer with your Family Account username and password recently. It was sent to the email address on file.
 - i. There are recovery options available from the Log In screen. Again, they are sent to the email address on file.
 - ii. If you cannot find your account and you have a previously registered player(s) please contact us at tsa@TexomaSoccer.org or at 903-868-9303 to locate your account information.
 - iii. If you have multiple players and they were not combined into a single Family Account, there are instructions in the next section on how to generate a new Family Account and then add your players to it.
2. Log In to the website under the **Families - Existing Family Account Users** option.
<http://www.texomasoccer.org/registration.aspx>
3. You should see a list of all previously registered players.
4. REGISTER – Register each player by selecting the “Register Now” button to the right of the player’s name.



The screenshot shows the 'Family Account - Home' page. At the top right, there is a link 'Add Player to Family'. Below this is a 'Selected Program' section for 'Texoma Registration Fall 2010'. A table lists four players with their details and a 'Register Now' button for each. A yellow starburst highlights the 'Register Now' button for the first player, JANE DOE #1.

Photo	Name	Gender	Birthday	Club	Programs
	JANE DOE #1	Female	7/31/1998	Texoma Youth Soccer Association	Not enrolled in a current program Register Now
	JOHN DOE #1	Male	3/10/2000	Texoma Youth Soccer Association	Not enrolled in a current program Register Now
	JOHN DOE #2	Male	10/3/2002	Texoma Youth Soccer Association	Not enrolled in a current program Register Now
	JANE DOE #2	Female	12/31/1996	Texoma Youth Soccer Association	Not enrolled in a current program Register Now

5. You will immediately be taken to the Player Registration page. Click [HERE](#) to jump to the Player Registration section.

6. ADDING NEW PLAYERS – Register a NEW player to an EXISTING Family Account by selecting the “Add Player to Family” button in the top right corner of the registration screen.

Family Account - Home

Players will be associated with a club after submitting a registration form to the club. If you do not have a registration form link you may [search for a club](#). If a player is already associated with a club, the club name will be listed below. You can view more programs available from the club by clicking on the club name.

Selected Program

Texoma Registration Spring 2011
 Texoma Spring 2011
[Click here to go to the Official Website](#)
[Click Here to go directly to the Registration Form](#)
 Or click the Register Now button below to register selected player in this program.

Add Player to Family

Our New Family Members

Photo	Name	Gender	BirthDay	Club	Current Programs
	Jane Doe	Female	7/31/1998	Texoma Youth Soccer Association View Available Programs	Texoma Registration Fall 2010 8/1/2010-7/31/2011 <input type="button" value="Register Now"/>
	Jane Doe #2	Male	3/10/2000	Texoma Youth Soccer Association View Available Programs	Texoma Registration Fall 2010 8/1/2010-7/31/2011 <input type="button" value="Register Now"/>
	John Doe	Male	10/3/2002	Texoma Youth Soccer Association View Available Programs	Texoma Registration Fall 2010 8/1/2010-7/31/2011 <input type="button" value="Register Now"/>

NEW FAMILY ACCOUNTS

1. **Do NOT create a new account!!!**
 - a. If you registered multiple players with TSA within the last year you already have a FAMILY Account in the GotSoccer system.
 - b. You should have received an email from GotSoccer with your Family Account username and password earlier this summer. It was sent to the email address on file.
 - i. There are recovery options available from the Log In screen. Again, they are sent to the email address on file.
 - ii. If you cannot find your account and you have a previously registered player(s) please contact us at tso@TexomaSoccer.org or at 903-868-9303 to locate your account information.
 - iii. If you have multiple players and they were not combined into a single Family Account, there are instructions in the subsequent chapter on how to generate a new Family Account and then add your players to it.
2. Go to the LogIn page of the GotSoccer website. <http://www.texomasoccer.org/registration.aspx>
3. Select *Create Family Account* under the *New Users* section.

Texoma Registration Fall 2010
Texoma Fall 2010

New Users

Family Player Registration - New Users

Individual Users - New
 If you are new to the GotSoccer system, enter your desired username and password below and an account will be created for you.

Gender Male Female

Date of Birth (mm/dd/yyyy)

First Name

Last Name

Create a Username

Create a Password

Confirm Password

Registered Users

Families - Existing Family Account Users

Important: You must create a new player account for each individual player. Create a **Family Account** to manage multiple player accounts.

Individual Users - Existing Account
 Enter your Account Username & Password below:

Username

Password

Forgotten your username or password? [Click Here](#)

4. Input all of the necessary information to create a new Family Account.
5. ADD NEW PLAYERS – Add a NEW player to the new Family Account by selecting the button in the bottom left corner of the Family Account screen.



6. Follow the instructions to either :
 - Move an existing account to your new Family Account
 - OR-
 - Select the **Create New Player** button to add a NEW player.

Do NOT create a new account!!! If you registered a player with TSA within the last year you already have an Individual Player Account in the GotSoccer system.

- i. There are recovery options available from the Log In screen. Again, they are sent to the email address on file.
- ii. If you cannot find your account and you have a previously registered player(s) please contact us at tsa@TexomaSoccer.org or at 903-868-9303 to locate your account information.

7. CREATE NEW PLAYER –
 - a. Input all pertinent information
 - i. State Registered – Select ‘Texas North’
 - ii. School District – Input one of options shown.

Bells ISD
Denison ISD
Gunter ISD
Pottsboro ISD
Sherman ISD
S&S CISD
Tom Bean ISD
Van Alstyne ISD
Whitewright ISD

- b. Once all Information has been entered, select the **Create Player Account** button.

Home Clubs Events Log Out Help
Welcome Family Account Family Members

Player

Player - New

Player Information

Player ID # N/A
Jersey # N/A
Full Legal Name BogusC uSER
Legal First M.I. Last
Gender Male Female
Date of Birth 01/01/1999
(mm/dd/yyyy)
State Registered Texas North
School District
Grad Year
Primary Position
Notes (optional)

Contact Information

Address Bogus Dad
City Bogus
State TX
Zip Code 75092
Phone
Email
Mobile Text Messaging Address (you@yourcarrier.com)

Create Player Account Cancel

8. You should see a summary page for your new player.
- a. **NOTE: The player is NOT registered at this point. He/She has only been affiliated with your new Family Account.**
9. Select the *Welcome* tab at the top of the screen to begin the actual registration process.

GotSport.com Families

Home Clubs Events Log Out Help
Welcome Family Account Family Members

Player College Recruiting Events Player Account Club Documents Club Registration Emergency Info

Player - BogusC uSER

Player Information

Player ID # N/A
Jersey # N/A
Full Legal Name BogusC uSER
Legal First M.I. Last
Gender Male Female
Date of Birth 1/1/1999
(mm/dd/yyyy)
State Registered Texas North
School District
Grad Year
Primary Position
Notes (optional)

Player Photo

[NO PHOTO]
Upload

Contact Information

Address Bogus Dad
City Bogus
State TX
Zip Code 75092
Phone
Email
Mobile Text Messaging Address (you@yourcarrier.com)

Date Created 6/22/2010 5:21:29 PM
Last Updated 6/22/2010 5:21:29 PM

Save Remove Cancel

10. You should now see a list of all players affiliated with this Family Account.

11. REGISTER – Register each player by selecting the “Register Now” button to the right of the player’s name.

The screenshot shows a web interface for a family account. At the top, it says "Family Account - Home" and "Add Player to Family". Below this is a "Selected Program" section for "Texoma Registration Fall 2010". It includes links to the official website and the registration form, and a note to click the "Register Now" button. Below the program information is a table with the following columns: Photo, Name, Gender, Birthday, Club, and Programs. The table lists four players, all from the "Texoma Youth Soccer Association". Each player's "Programs" column indicates they are "Not enrolled in a current program" and has a "Register Now" button. A mouse cursor is pointing at the "Register Now" button for the second player, JOHN DOE #1.

Photo	Name	Gender	Birthday	Club	Programs
	JANE DOE #1	Female	7/31/1998	Texoma Youth Soccer Association	Not enrolled in a current program Register Now
	JOHN DOE #1	Male	3/10/2000	Texoma Youth Soccer Association	Not enrolled in a current program Register Now
	JOHN DOE #2	Male	10/3/2002	Texoma Youth Soccer Association	Not enrolled in a current program Register Now
	JANE DOE #2	Female	12/31/1996	Texoma Youth Soccer Association	Not enrolled in a current program Register Now

12. You will immediately be taken to the Player Registration page. Click [HERE](#) to jump to the Player Registration section.

B. Individual Player Accounts

Individual player accounts only allow you to register a single player and make one payment at a time. There are options to add individual player accounts to a Family Account. See the ADDING NEW PLAYERS heading under the Existing Family Accounts section above for more info.

EXISTING PLAYER ACCOUNTS

1. **Do NOT create a new account!!!**
 - a. If you registered a player with TSA within the last year you already have an Individual Player Account in the GotSoccer system.
 - b. You should have received an email from GotSoccer with your Individual Player Account username and password earlier this summer. It was sent to the email address on file.
 - i. There are recovery options available from the Log In screen. Again, they are sent to the email address on file.
 - ii. If you cannot find your account and you have a previously registered player(s) please contact us at tsa@TexomaSoccer.org or at 903-868-9303 to locate your account information.
2. Log In to the website under the **Individual Users – Existing Account** option.
<http://www.texomasoccer.org/registration.aspx>
3. You will immediately be taken to the Player Registration page. Click [HERE](#) to jump to the Player Registration section.

NEW PLAYER ACCOUNTS

This option is ONLY to be used for player accounts for brand NEW players.

1. **Do NOT create a new account** if you registered this player with TSA within the last year. You already have an Individual Player Account in the GotSoccer system.
 - a. You should have received an email from GotSoccer with your Individual Player Account username and password earlier this summer. It was sent to the email address on file.
 - i. There are recovery options available from the Log In screen. Again, they are sent to the email address on file.
 - ii. If you cannot find your account and you have a previously registered player(s) please contact us at ts@TexomaSoccer.org or at 903-868-9303 to locate your account information.
2. Log In to the website under the *Individual Users – NEW Account* option.
<http://www.texomasoccer.org/registration.aspx>
3. Fill in all of the basic user information and select the **Create Account** button.

The screenshot shows the 'Texoma Registration Fall 2010' website. It is divided into two main sections: 'New Users' and 'Registered Users'. The 'New Users' section includes a 'Family Player Registration - New Users' button and a highlighted 'Individual Users - New Account' form. This form contains fields for Gender (Male/Female), Date of Birth (mm/dd/yyyy), First Name, Last Name, Create a Username, Create a Password, and Confirm Password, followed by a 'Create Account' button. The 'Registered Users' section includes a 'Families - Existing Family Account Users' button and a login form for existing accounts with fields for Username and Password, and a 'Login' button. A mouse cursor is shown clicking the 'Create Account' button.

4. You will immediately be taken to the Player Registration page.
 - a. A full description of the registration process is provided below.

II. Registering Players – Once logged into GotSoccer

You must first log into the GotSoccer system through one of the following methods.:

- (1) Existing Family Accounts
- (2) New Family Account
- (3) Existing Individual Account
- (4) New Individual Accounts

A. Player Information

Once logged into the GotSoccer system through one of the methods described above you will immediately be taken to the Player Registration page.

1. Complete the PLAYER Information

- a. School or School District – Select your main school DISTRICT from the dropdown menu. Individual school names will be collected later in the registration process.
 - i. Oklahoma and Nonresident Players - Texoma Soccer only registers players residing in Texas and within its home area. All nonresident players wishing to play with Texoma Soccer must acquire a Player Release from their home association.
- b. Email Address - This is the address used for password recovery later, and is where account information will be distributed. If no address is provided for the player, the Parent information can be used for communication emails but not password recovery. Email and mobile phone information will only be provided to the coach.
- c. Mobile Phone – This is the PLAYER’S information not the parent’s information. Email and mobile phone information will only be provided to the coach.
- d. Text Messaging option - If the PLAYER (not parent) wishes to be informed via text message of any game cancellations, the Mobile Text Messaging option must be completed.

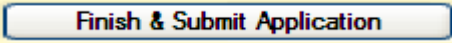
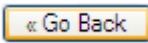
B. Parent Information

1. Complete the PARENT Information

- a. Email Address – This will be the address used for information distributed by GotSoccer to each player (unless a different PLAYER email address is provided above).
- b. Phone/Mobile Phone - This will be the default phone information stored for the player (unless a different PLAYER phone is provided above).
- c. Text Messaging option - If the PARENT wishes to be informed via text message of any game cancellations, the Mobile Text Messaging option must be completed.

C. Account Details

1. Parent Code of Conduct – By selecting the “Acknowledged” button you are agreeing to the North Texas Parent’s Code of Conduct.
2. DRAFT – Select ‘Yes’ IF you wish for your player to return to the blind draft and be placed on a new team.

3. Complete the remainder of the registration process, entering all payment information needed and review the Summary Page at the end.
4. You must select the radial button agreeing to the Registration Agreement.
5. Then select the  if you are happy or  if changes are needed.
6. If you logged in through an Individual Account you are done. All pertinent dates and information will be emailed to you and can also be found in the online Calendar at www.TexomaSoccer.org
7. If you are logged in through a Family Account you can now register another player by selecting the option (1) to “Return to the Family page”.



8. Once all players are registered, you can log out of the system. All pertinent dates and information will be emailed to you and can also be found in the online Calendar at www.TexomaSoccer.org

D. Special Requests

Per the Texoma Soccer Procedures posted online, Special Requests should be made in writing by mail or email to your Area Director, separate from the actual registration process. All requests must be received prior to the draft and made each season.

III. Account Status and Updates

A. Password Recovery

Player Passwords – <https://www.gotsport.com/asp/players/passwordlookup.asp>

Family Account Passwords - <https://www.gotsport.com/asp/families/passwordlookup.asp>

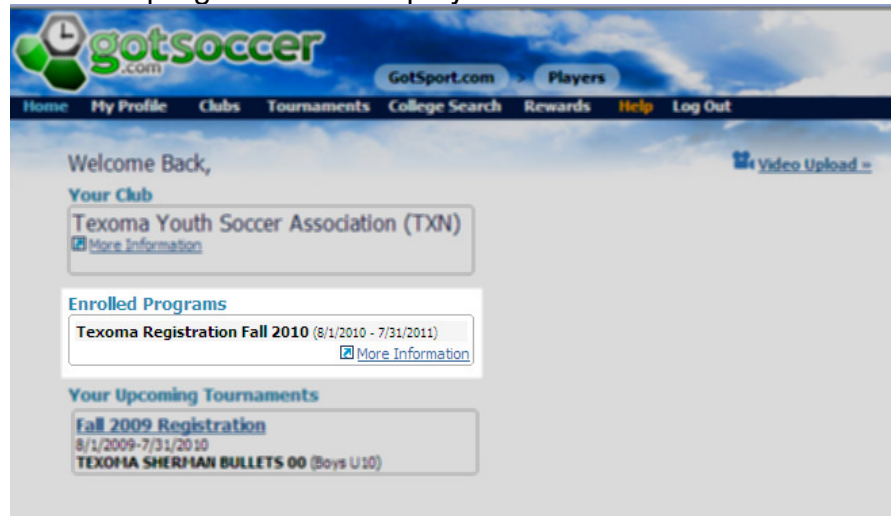
B. Username or Password Reset

1. Log into the GotSoccer system using one of the methods described above in this document.
2. Select MY PROFILE in the blue menu bar at the top of the screen.
3. Then select the ACCOUNT sub-tab below.
 - a. Update your Username or Password as needed.
 - b. Select 'Save Profile'

WARNING: Player and family account passwords are visible to Texoma Soccer administrative staff only. Please reset account information accordingly.

C. Player Status

1. Log into the GotSoccer system using one of the methods described above in this document.
2. The default HOME tab of the individual player login displays all player summary information.
3. Account Balance - Select the appropriate Registration Program from the “Enrolled Programs” section to see enrolled programs and the player account balance.



4. Returning Team – Displayed at the bottom of the page.

gotsoccer.com

GotSport.com > **Players**

Home My Profile Clubs Tournaments College Search Rewards Help Log Out

Welcome Back, [Video Upload >](#)

Your Club

Texoma Youth Soccer Association (TXN)
[More Information](#)

Enrolled Programs

Texoma Registration Fall 2010 (8/1/2010 - 7/31/2011)
[More Information](#)

Your Upcoming Tournaments

Fall 2009 Registration
8/1/2009-7/31/2010
TEXOMA SHERMAN BULLETS 00 (Boys U10)

IV. IMPORTANT DATES & INFORMATION

You should receive a confirmation email of your online payment.

Please see the online calendar for all important dates for the season.

<http://www.texomasoccer.org/calendar.aspx>

SCHEDULES: DRAFT schedules will be posted online initially. Watch the website for FINAL schedules.

COACHES: We always need coaches. If you are interested in coaching or being an assistant coach please contact your Area Director:

TSA Personnel → www.TexomaSoccer.org/personnel.aspx

REFUNDS:

FULL: Player is not assigned to a team or requested refund prior to the draft.

PARTIAL: TSA shall keep a minimum administrative cost for requests after the draft.

NO REFUND: request received after the first game of the season.

* Please reference the TSA Procedures online for a full account of our refund policy.

QUESTIONS: There is a FAQ document online at www.TexomaSoccer.org. Your Area Director is the best person to answer your questions. Email or call them for help.

PARENT'S MEETING: Open forum meeting for new parents who need questions answered and wish to meet their Area Director. See the online Calendar online for more information.

Online Calendar → <http://www.texomasoccer.org/calendar.aspx>

V. Links and References

A. Websites

1. GotSoccer <http://www.texomasoccer.org/registration.aspx>
2. TSA News: <http://www.texomasoccer.org/news.aspx>
3. TSA Personnel: <http://www.texomasoccer.org/personnel.aspx>
4. Online Calendar: <http://www.texomasoccer.org/calendar.aspx>

B. Manuals

1. Texoma Soccer Online Registration Quick Guide:
http://www.texomasoccer.org/docs/S11_Registration_Quick_Guide.pdf
2. GotSoccer Generic Family Account Manual
<http://support.gotsport.com/Content/directors/upimg/dir8934/family%20account2.pdf>